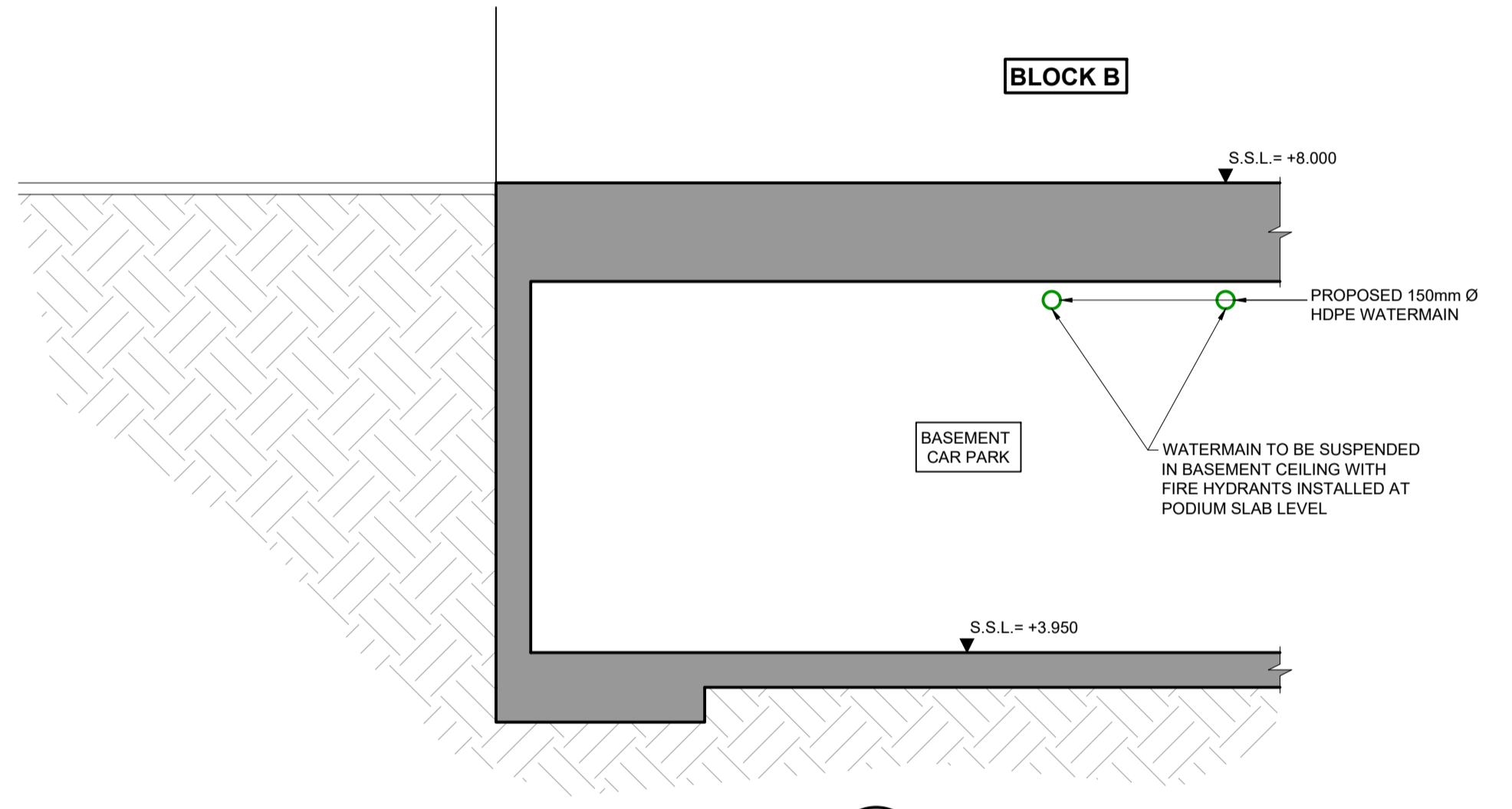
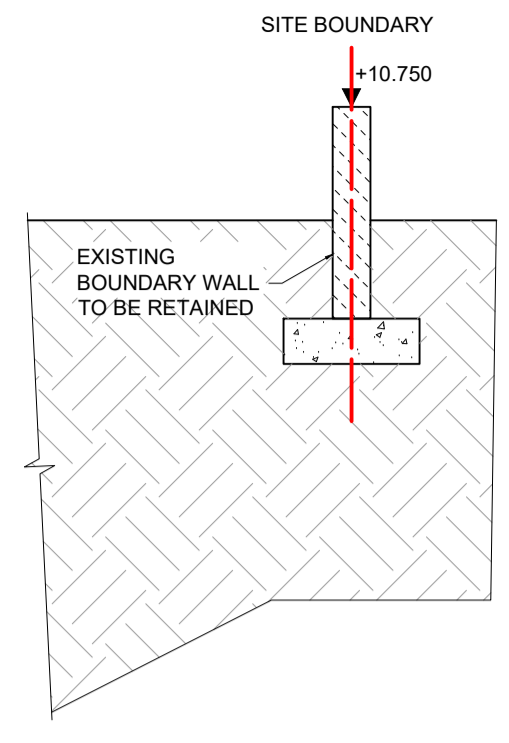
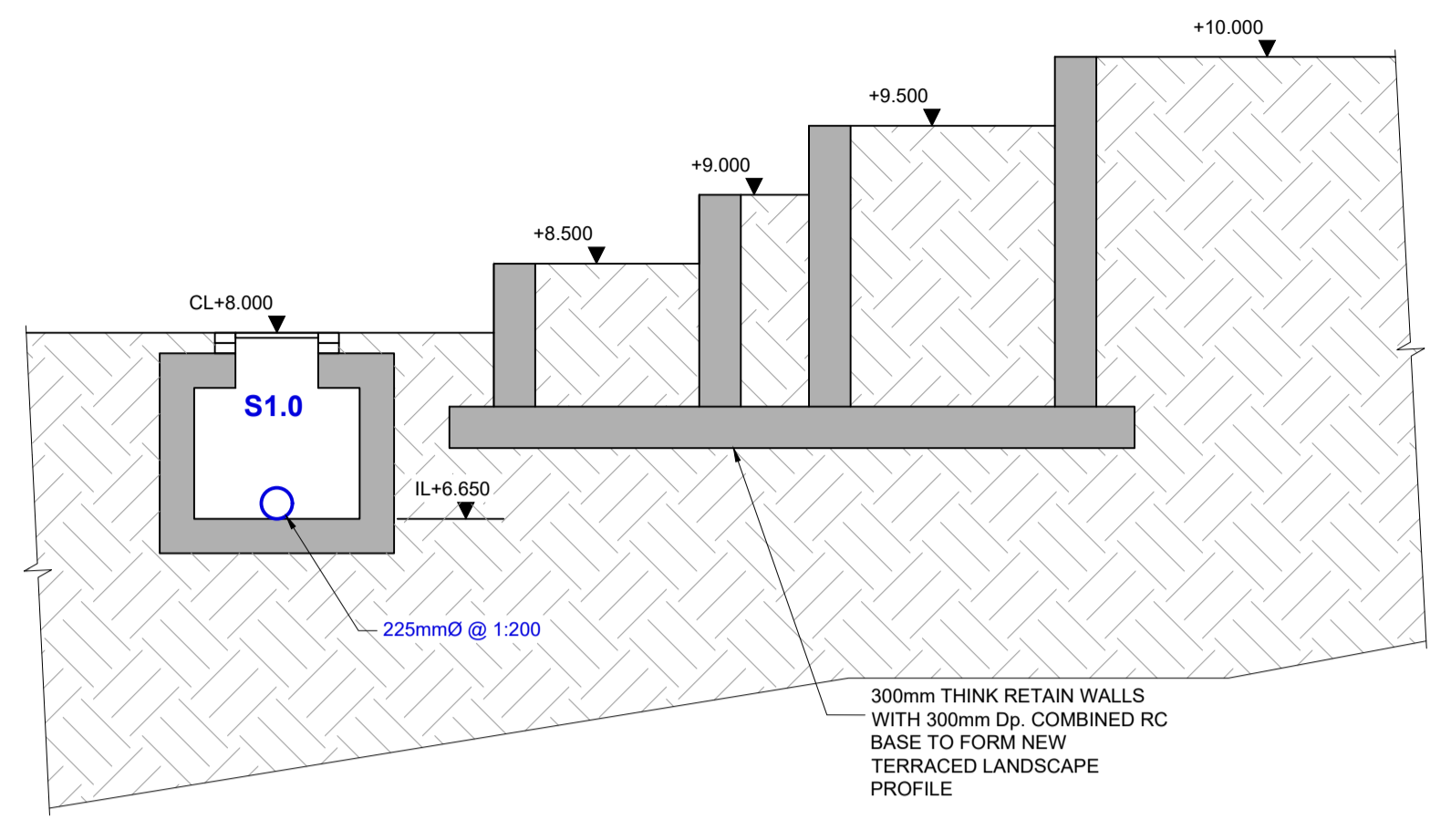


6 SECTION
 SCALE @ A1: 1:50
 SCALE @ A3: 1:100



7 SECTION
 SCALE @ A1: 1:50
 SCALE @ A3: 1:100

NOTES

1. THIS DRAWING IS TO BE READ IN CONJUNCTION WITH ALL ENGINEERS & ARCHITECTS DRAWINGS FIGURED DIMENSIONS ONLY (NOT SCALING) TO BE USED. WHERE A CONFLICT OF INFORMATION EXISTS OR IF IN ANY DOUBT - 'ASK'.
2. CONSULTANTS TO BE INFORMED IMMEDIATELY OF ANY DISCREPANCIES BEFORE WORK PROCEEDS.

ISSUE	DATE	DESCRIPTION	DRN ORG	P.E. P.D.
P4	20.05.21	ISSUED FOR SHD APPLICATION	JN	SOC
P3	21.06.20	ISSUED FOR PRE-APPLICATION	AT	SOC
P2	15.05.20	ISSUED FOR IW FOR SDA	AT	SOC
P1	23.04.20	ISSUED FOR IRISH WATER DESIGN REVIEW	AT	SOC

DRAWING STAGE **PLANNING**

BM Dublin Office: Sandwith House, 52-54 Lower Sandwith Street, Dublin 2, Ireland. Tel: (01) 677 3200 Fax: (01) 677 3164
London Office: 12 Mill Street, London SE1 2AY, United Kingdom Tel: (0044) 20 3750 3530
 BARRETT MAHONY
 Consulting Engineers, Civil, Structural, Project Management. E-mail: bmce@bmce.ie Web: www.bmce.ie

The Institution of Structural Engineers **ACEI** **IFIC**

CLIENT GLL PRS HOLDCO LIMITED	
PROJECT TITLE DEVELOPMENT AT HOWTH ROAD	BM PROJECT No. 19196
MODEL REFERENCE	MODEL REV. SUITABILITY
DRAWING TITLE DRAINAGE SECTIONS SHEET 2	
DRAWING No. HOW-BMD-00-ZZ-DR-C1102	ISSUE P4